

# gondola harbor

From Our Venetian Waterways™ Collection


## Characteristics

Color: Rich, grey tones ranging from silver to charcoal


Surface: Smooth (natural, honed or brushed)  
Naturally slip-resistant




## Tile Sizes




24" x 24"  
(60 cm x 60 cm)



12" x 24"  
(30 cm x 60 cm)



16" x 16"  
(40 cm x 40 cm)



12" x 12"  
(30 cm x 30 cm)

Thickness: 3/8" nominal, 1/2" for 24" x 24" size

Weight: Approximately 8 lbs. per square foot for each 1/2" of thickness

Note: Tiles are cut to metric sizes; English sizes shown are nominal. Other sizes are available through special order.

ASTM No.	Specification	Results
C120	Modulus of Rupture	9060 psi
C121	Water Absorption	0.21%
C217	Weather Resistance	0.001 in.
C241	Abrasion Resistance	25.23
C1026	Freeze Thaw	Unaffected
C1028	Coefficient of Friction	0.64

As with most printed material, actual color and texture of natural stone may vary from that pictured. We recommend color selection from product samples that can be obtained through your local distributor or by contacting American Slate directly.



Adding Natural Beauty to Your World™

AS-L-0055  
© 2009 American Slate Company, a division of American Builders & Contractors Supply Co., Inc.

1900 Olympic Boulevard, Suite 200, Walnut Creek, California 94596  
Phone: 866.602.7033 • Fax: 925.947.4144 • www.americanslate.com

*gondola  
harbor*



Adding Natural Beauty to Your World™

*flooring*